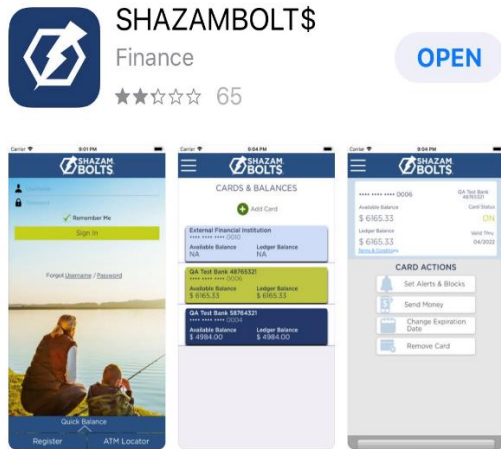


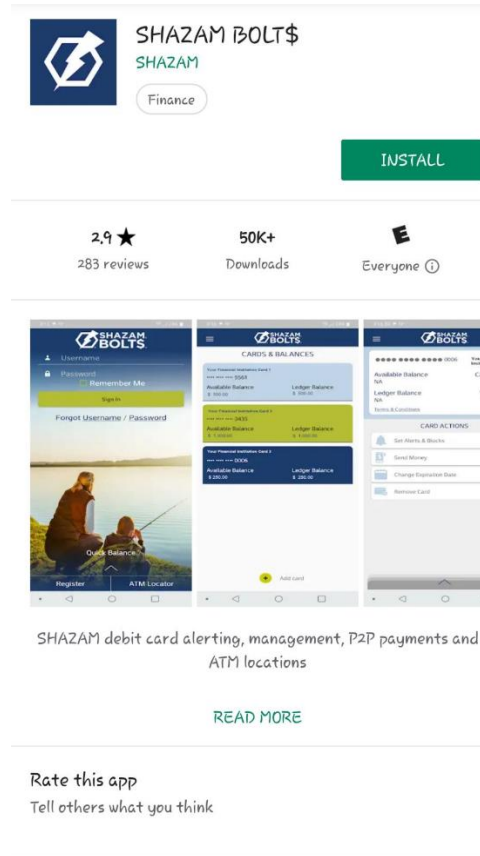
# Shazam Bolt\$



Shazam Bolt\$ is a fraud transaction alerting, balance monitoring and ATM locator application that can be downloaded from the Apple App Store, Google Play Store or by logging into <https://bolts.shazam.net/ShazamWebPortal/index.php> for FREE!



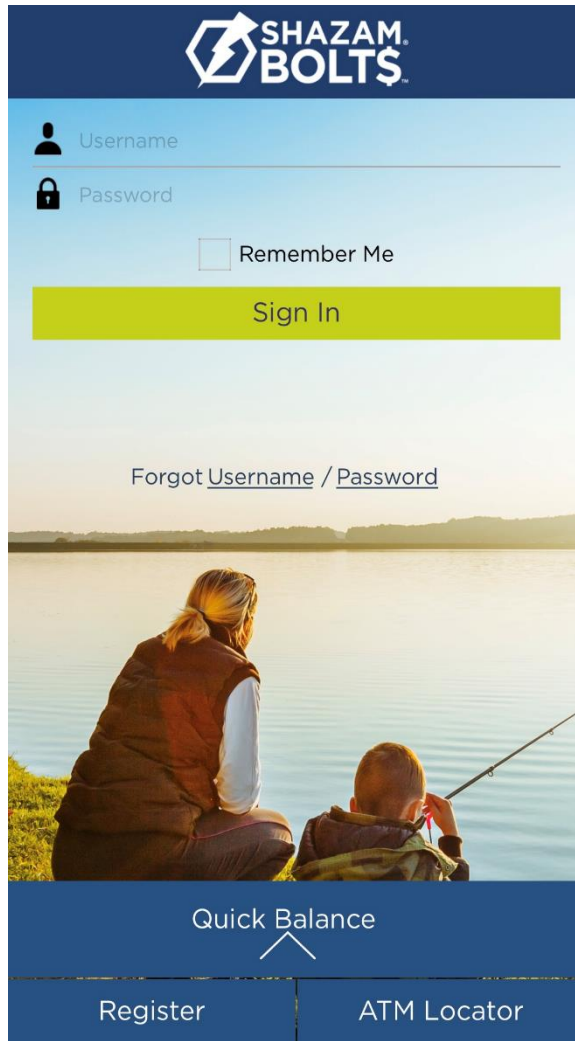
Apple App Store (Iphone/Ipad)



SHAZAM debit card alerting, management, P2P payments and ATM locations

[READ MORE](#)

Rate this app  
Tell others what you think



The image shows a mobile application interface for Shazam Bolts. At the top is a dark blue header with the 'SHAZAM BOLTS' logo. Below the header is a light blue background with a login form. The form includes a 'Username' field with a person icon, a 'Password' field with a lock icon, and a 'Remember Me' checkbox. A yellow 'Sign In' button is positioned below the password field. Underneath the button is a link that reads 'Forgot Username / Password'. The background of the page features a photograph of a woman and a child sitting on a grassy bank, looking out over a calm body of water. At the bottom of the screen is a dark blue navigation bar with three options: 'Quick Balance' (with an upward-pointing arrow icon), 'Register', and 'ATM Locator'.

SHAZAM  
BOLTS

Username

Password

☐ Remember Me

Sign In

Forgot Username / Password

Quick Balance

Register

ATM Locator

<https://bolts.Shazam.net/ShazamWebPortal/index.php>

SHAZAM BOLT\$ SETUP 1 OF 4  
CARD ELIGIBILITY

Please enter your card details to determine eligibility for this service.

Capture Card

Card Number

• • • • • • • • • •

Valid Thru

Month Year

Cancel Next

SHAZAM BOLT\$ SETUP 2 OF 4  
CARD ELIGIBILITY

Card Number

Valid Thru

Please provide your phone number. Once you press Next, you'll immediately receive phone call to verify the PIN.

Phone Number
10-digit phone number

Cancel Next

SHAZAM BOLT\$ SETUP 3 OF 4  
USER PROFILE

Please enter the following information to complete your user profile.

Username

Password

Confirm Password

Email Address

Mobile Number

Cancel Next

Step 1: Enter full card number and expiration date. <Next>

Step 2: Verify card number/expiration is correct and enter phone number. <Next>

You will receive a phone call immediately to verify, enter the PIN associated with your debit card.

Step 3: Create a Username/Password and enter the information requested. <Next>

Note: Passwords must contain at least one capital letter, one lowercase letter, one number, one special character (!, @, #, \$, %, \$, or \*) and be 5 to 32 characters in length. Cardholders are required to change password every 90 days.



## SHAZAM BOLT\$ SETUP 4 OF 4

### USER PROFILE

Please enter the following information to complete your user profile.

First Name	MI
<hr/>	
Last Name	
<hr/>	
Address	
<hr/>	
City	State
<hr/>	<hr/>
Zip Code	
<hr/>	

Cancel

Next



## SHAZAM BOLT\$ SETUP SUCCESSFUL

**Congratulations!**

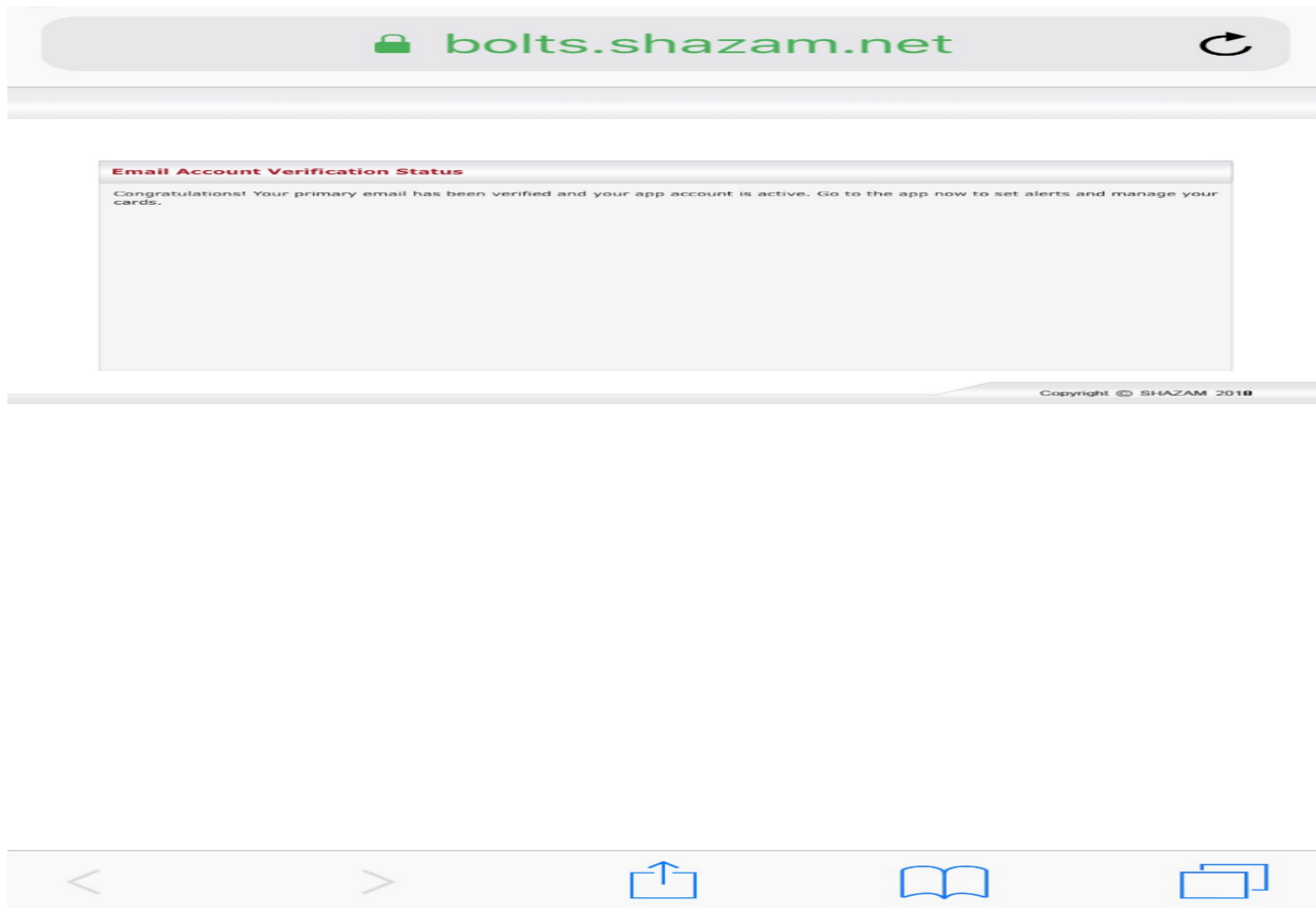
You've successfully set up your SHAZAM BOLT\$ account. Make sure to check your email and click the activation link.

Once your account is active, you'll receive standard alerts via email. To change your preferences, go to Set Alerts and Blocks.

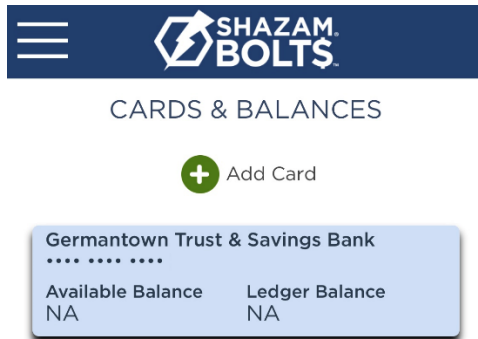
Done

Step 4: Enter additional information to complete your user profile.   <Next>

Setup is Successful. Check your email and click the activation link, this will activate the Shazam Bolt\$ app.



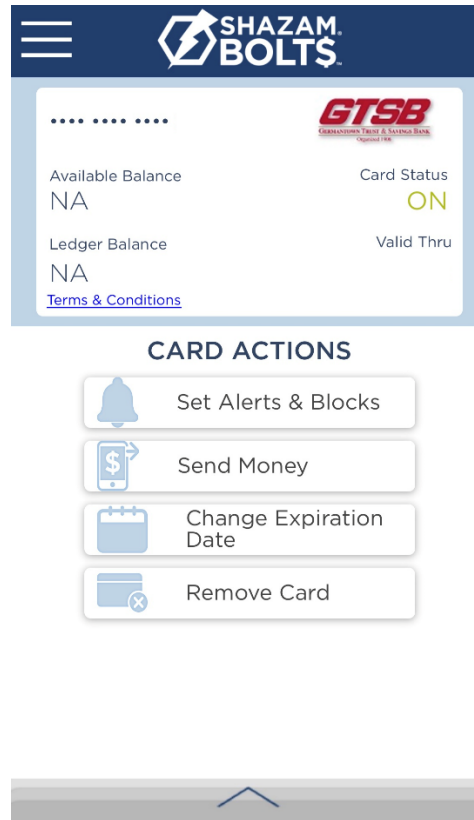
\*\*Email address is used for the alerts you will receive. If you prefer to receive text message alerts enter **secondary** email address as 10 digit phone [number@vtext.com](mailto:number@vtext.com) (for Verizon), [number@txt.att.net](mailto:number@txt.att.net) (for AT&T) [number@messaging.sprintpcs.com](mailto:number@messaging.sprintpcs.com) (for Sprint).  
**Keep primary as your general email address.**



### Cards and Balances:

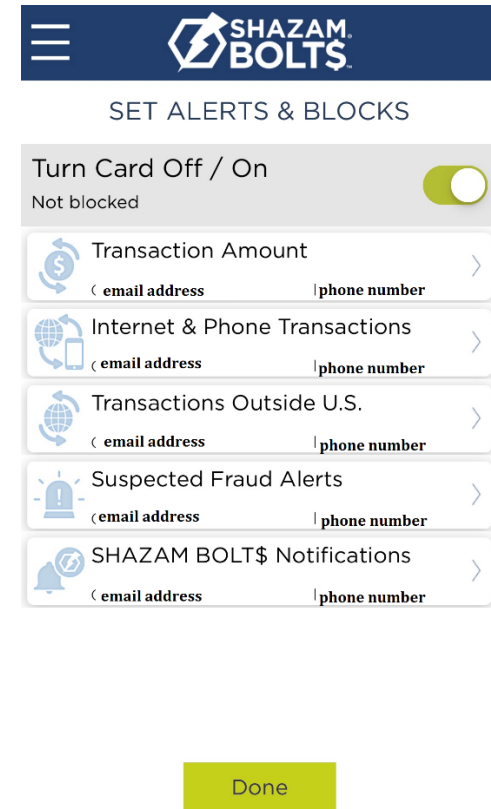
This is where you will find your card balances and add an additional card.

Select the 3 bars at the top left to access User Profile, Login Preferences, User Settings, ATM Locator, and Shortcuts.




### Card Actions:

Tap anywhere in the blue area to open Card Actions.



### Set Alerts & Blocks:

Block or Unblock your card  
Select each tab to set up alerts  
Your email address and phone number should appear in each section.



## SEND MONEY

Choose Card  
Germantown T ..... ▼

Choose Existing Recipient  
Select Recipient ▼

Add New Recipient


Enter Amount ⓘ

Notes

Cancel Next

### Send Money:

Send money by selecting Add New Recipient and enter information requested.




## CHANGE EXPIRATION DATE

Month Year ▼ ▼

Cancel Submit

### Change Expiration Date:

When you receive a new card, change your expiration date here.



## CARD ACTIONS

Available Balance NA

Ledger Balance \$

Card Status ON

Valid Thru

[Terms & Conditions](#)

**Confirmation** X

Are you sure you want to remove Germantown Trust & Savings Bank card ending with ?

Cancel Confirm

### Remove Card:

To remove your card entirely from the Shazam Bolt\$ App.